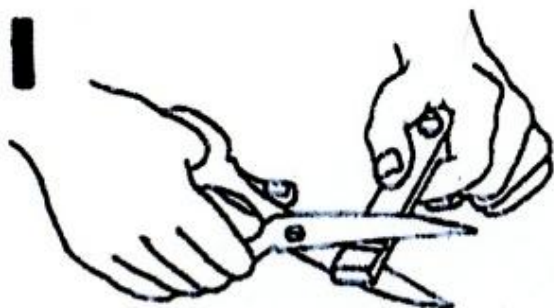


# Gutter Grid

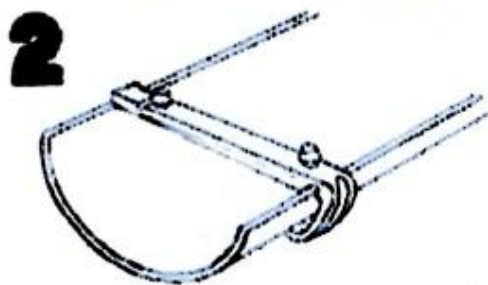
FIT FOR LIFE

## STANDARD CLIP INSTRUCTIONS

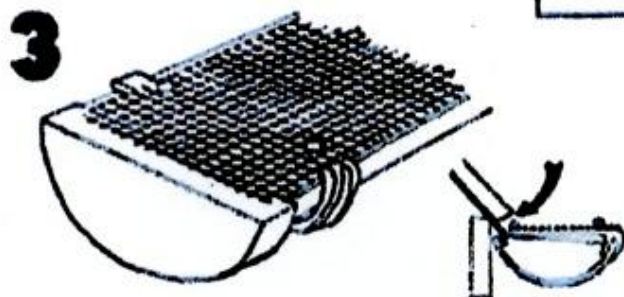
CUT THE CLIPS TO THE  
REQUIRED LENGTH



PUSH THE CLIPS ON  
TO THE GUTTER  
APPROX. 43CM APART



CUT THE MESH TO THE  
DESIRED LENGTH, AND  
PRESS ON TO THE CLIPS



OVERHANGING  
FELT: CUT CLIP  
SHORT AND BUTT  
MESH TO  
ROOFING FELT

## ASSEMBLY INSTRUCTIONS FOR UNIVERSAL CLIP AND ADAPTER

Cut the clips to the required length. Place clips every 43 cm along mesh. In cold weather soften adapters in hot water or warm pocket.

**GutterGrid**  
FIT FOR LIFE

